

The Ultimate Easter Egg Hunt Idea

Supply Ideas:

Small toys

Stickers

Toob Animals

Small fruit- grapes, berries, etc (wrapped in plastic wrap)

Cheese Cubes (wrapped in plastic wrap)

Small Crackers (wrapped in plastic wrap)

A Little Bit of Candy

Resurrection Eggs

Love Note Cut-outs

So here we have in the ultimate Easter Egg hunt - toy treats, a healthy snack, a little sweet treat, the story of Easter and love reminders.

After the kids have collected their loot. Have them spread the eggs out on a table or floor. Have a plate and juice box ready so they can put their fruit, cheese cubes and crackers on the plate and have a snack.


You can organize trades so each child can have a balanced amount of fruit, crackers and cheese. After snack time, discuss the Easter story using the Resurrection eggs.

Then to end the Easter story discussion, let each child read their love notes. Organize trades, so each child that can read, gets to read a note. Say a prayer to thank Jesus for His ultimate sacrifice. Now the kids can eat their candy and play with their little toys.


Suggested for Small Family Easter Egg Hunts- 2-6 Kids



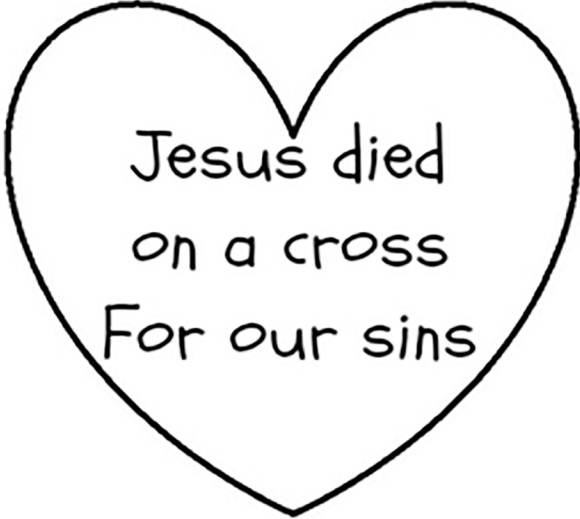
Idea from  AskLatisha
www.AskLatisha.com



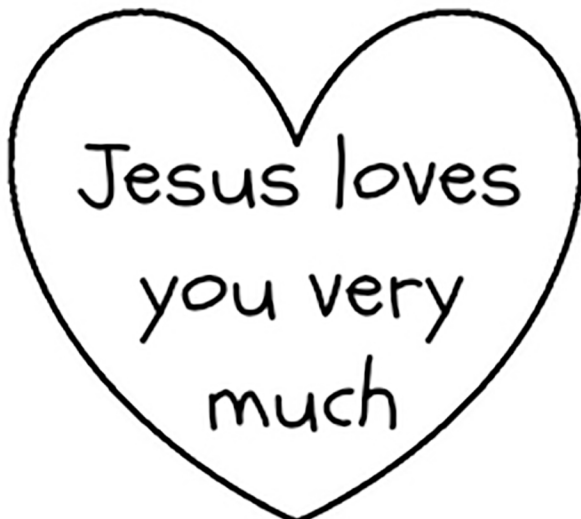
God made
you special



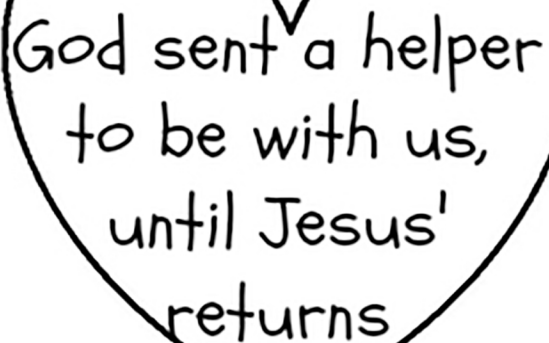
God Loves
you
Very Much



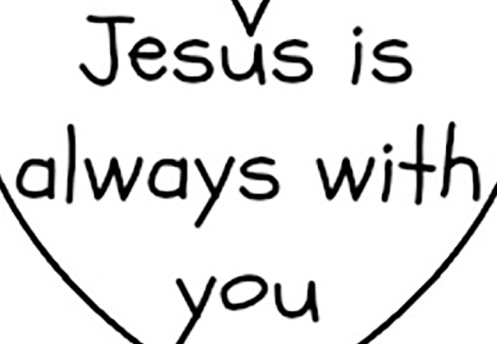
Jesus died
on a cross
For our sins



Jesus loves
you very
much



God sent a helper
to be with us,
until Jesus'
returns



Jesus is
always with
you